

BCM SCHOOL , PAKHOWAL ROAD, BASANT CITY LUDHIANA

Holiday Homework (2022-23)

Class 1

VACATION TIME

Every summer vacation has its own story. Let everyday be the happiest and the most beautiful day of your life. Holidays are all about having fun n spending quality time with family. Capture those moments and keep them safe with you forever.

General Instructions

1. Revise all the work done till now.
2. Try to speak small sentences in English at home.
3. Help your mother in household works like cleaning, laying table, serving food etc.
4. Get up early in the morning . Do exercise , meditation and yoga daily.
5. As summers are very hot , you can make bird feeders in an open area in home and put water in it to feed them.
6. Make your child do the work by his/her own under your guidance.
7. Work should be neat and clean.

NOTE Homework should be done in 3 in 1
notebook

ENCOURGE YOUR CHILD TO READ ENGLISH AND HINDI STORY BOOKS .

English

1. MARIGOLD TEXT BOOK –Read and Underline dictation words of Unit 3 Lesson- Lalu and Peelu
2. GRAMMAR BOOK –Do Ch-4, 18, 25 and 26
Pg no.19 and 20

Maths

1. Learn Table of 4 and 6
2. Do addition and Subtraction sums(double digit) in notebook.

EVS

- Read Ch-6 and 7 . Underline the Dictation words and write them in 3 in 1 notebook.

PUNJABI

1. Write ਓ ਤੋਂ ਛ ਤਕ 3 times in 3 in 1 notebook .
2. Write ਖਾਲੀ ਥਾਵਾਂ ਭਰੋ ਓ ਤੋਂ ਛ ਤਕ in 3 in 1 notebook.
3. ਕੋਈ 5 ਜਾਨਵਰਾਂ ਦੀ ਤਸਵੀਰ ਆਪਣੀ ਪੰਜਾਬੀ ਦੀ ਕਾਪੀ ਤੇ ਚਿਪਕਾਓ।
4. ਓ ਤੋਂ ਛ ਤਕ (3-3) ਤਸਵੀਰਾਂ ਕਾਪੀ ਤੇ ਚਿਪਕਾਓ।

HINDI

1. स्वर और व्यंजन याद करो।
2. हर मात्रा के 5-5 शब्द लिखो।

Choose the correct blend to complete the word.



ed



eep



ub




ag



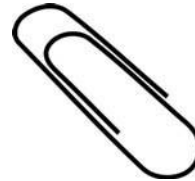
ock




us



ad



ip



ug



ove

pl

cl

sl

cl

pl

sl

cl

gl

gl

fl

Fill in the blanks with the letters given below to make new words:

Oo

ang

th

1. room

1. bang

1. this

2. t_____l

2. s_____

2. _____at

3. p_____l

3. r_____

3. _____ese

4. st_____l

4. h_____

4. _____ose

5. br_____m

5. g_____

5. _____ere

Wh

ing

ch

1. whip

1. sing

1. chick

2. _____en

2. r_____

2. _____ain

3. _____ere

3. str_____

3. _____alk

4. _____y

4. br_____

4. _____irp

5. _____at

5. k_____

5. _____at

PROJECT WORK:-

ENGLISH –Hanging on Days of the week

Make a chart on with Pictures on Genders on A3 sheet (any 7)

MATHS- Make a chart on Tables (4, 6, 7)

Kindly paste any 2 Objects related to 2D shapes and label them on A3 sheet (Circle, triangle, square and rectangle)

Hindi - दिनों के नाम का लटकन बनायें ।

Make Flash card on लिंग बदलो with pictures (any 5)

EVS- Collage on different types of clothes.


Make a chart on Parts of plant on A4 size sheet.















Art n Craft- Make a card on Father's Day on 19 June and Present it to your Father.

Paste 10 pictures of People who help us on A3 sheet .

Number Names and Numerals


Count each object in the picture and write its numeral and number name. Colour the picture.



	4	Four			<input type="text"/>	
	<input type="text"/>				<input type="text"/>	
	<input type="text"/>				<input type="text"/>	
	<input type="text"/>				<input type="text"/>	
	<input type="text"/>				<input type="text"/>	
	<input type="text"/>				<input type="text"/>	
	<input type="text"/>				<input type="text"/>	

FUN WITH SHAPES

Count and Colour the Shapes



Count




Colour



जोड़ कर शब्द पूरे करो-







Use resources available at home to complete the homework and project work. Allow your ward to complete the work on his/her own under your guidance.

**ENJOY
YOUR
HOLIDAYS**